



MAXI SPLIT RANGE


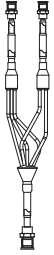
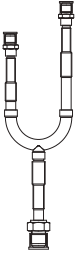
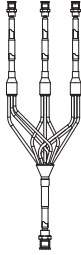
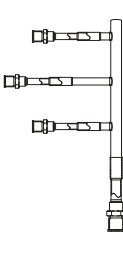
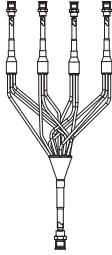
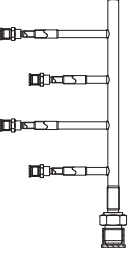




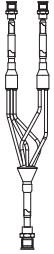
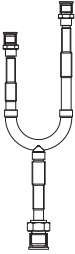
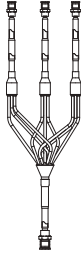
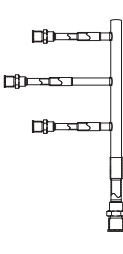
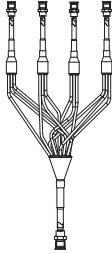
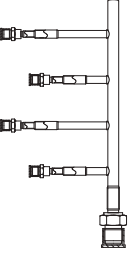







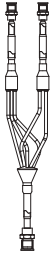
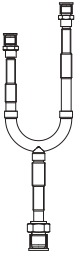
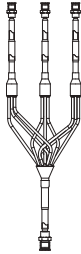
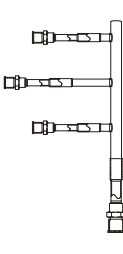
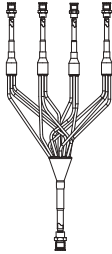
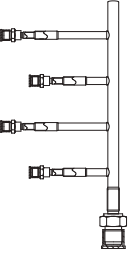







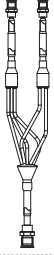
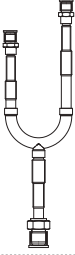
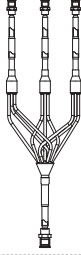
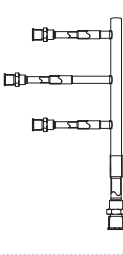
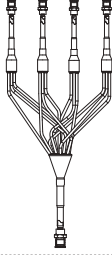
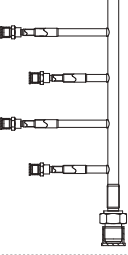


INDOOR UNITS		CASSETTE			CEILING FLOOR			
		1:2	1:3	1:4	1:2	1:3	1:4	
10,5 kW			AB50S2SC2FA(H)	AB35S2SC2FA(H)	N/A	AC50S2SG2FA(H)	AC35S2SG2FA(H)	N/A
			AB50S2SC2FA(H)	AB35S2SC2FA(H)		AC50S2SG2FA(H)	AC35S2SG2FA(H)	
SINGLE PHASE	1U105S2SS2FA		JOINT KIT FQG-2Y100A	JOINT KIT FQG-3Y200A + ADAPTER	N/A	JOINT KIT FQG-2Y100A	JOINT KIT FQG-3Y200A + ADAPTER	N/A
12,5 kW			AB71S2SR1FA(H)	AB50S2SC2FA(H)	AB35S2SC2FA(H)	AC71S2SG2FA(H)	AC50S2SG2FA(H)	AC35S2SG2FA(H)
			AB71S2SR1FA(H)	AB50S2SC2FA(H)	AB35S2SC2FA(H)	AC71S2SG2FA(H)	AC50S2SG2FA(H)	AC35S2SG2FA(H)
SINGLE PHASE	1U125S2SN2FA		JOINT KIT FQG-2Y200A + ADAPTER	JOINT KIT FQG-3Y200A + ADAPTER	JOINT KIT FQG-4Y200A + ADAPTER	JOINT KIT FQG-2Y200A + ADAPTER	JOINT KIT FQG-3Y200A + ADAPTER	JOINT KIT FQG-4Y200A + ADAPTER
THREE PHASE	1U125S2SN2FB							
14,0 kW			AB71S2SR1FA(H)	AB50S2SC2FA(H)	AB35S2SC2FA(H)	AC71S2SG2FA(H)	AC50S2SG2FA(H)	AC35S2SG2FA(H)
			AB71S2SR1FA(H)	AB50S2SC2FA(H)	AB35S2SC2FA(H)	AC71S2SG2FA(H)	AC50S2SG2FA(H)	AC35S2SG2FA(H)
SINGLE PHASE	1U140S2SN1FA	1U140S2SP2FA	JOINT KIT FQG-2Y200A + ADAPTER	JOINT KIT FQG-3Y200A + ADAPTER	JOINT KIT FQG-4Y200A + ADAPTER	JOINT KIT FQG-2Y200A + ADAPTER	JOINT KIT FQG-3Y200A + ADAPTER	JOINT KIT FQG-4Y200A + ADAPTER
THREE PHASE	1U140S2SN1FB	1U140S2SP2FB						
16,0 kW			AB71S2SR1FA(H)	AB50S2SC2FA(H)	AB35S2SC2FA(H)	AC71S2SG2FA(H)	AC50S2SG2FA(H)	AC35S2SG2FA(H)
			AB71S2SR1FA(H)	AB50S2SC2FA(H)	AB35S2SC2FA(H)	AC71S2SG2FA(H)	AC50S2SG2FA(H)	AC35S2SG2FA(H)
THREE PHASE	1U160S2SP1FB		JOINT KIT FQG-2Y200A + ADAPTER	JOINT KIT FQG-3Y200A + ADAPTER	JOINT KIT FQG-4Y200A + ADAPTER	JOINT KIT FQG-2Y200A + ADAPTER	JOINT KIT FQG-3Y200A + ADAPTER	JOINT KIT FQG-4Y200A + ADAPTER

CONTROLLERS + ACCESSORIES (OPTIONAL)	WIRED CONTROLLERS (REQUIRED FOR SYSTEM)	
		
	HW-SA301AFK	YR-E16B

DUCTED SLIM LOW PRESSURE			DUCTED MEDIUM PRESSURE		
					
1:2	1:3	1:4	1:2	1:3	1:4
AD50S2SS1FA(H) AD50S2SS1FA(H)	AD35S2SS1FA(H) AD35S2SS1FA(H) AD35S2SM9FA(H)	N/A	N/A	N/A	N/A
JOINT KIT FQG-2Y100A	JOINT KIT FQG-3Y200A + ADAPTER	N/A	JOINT KIT FQG-2Y100A	JOINT KIT FQG-3Y200A + ADAPTER	N/A
AD71S2SS1FA(H) AD71S2SS1FA(H)	AD50S2SS1FA(H) AD50S2SS1FA(H) AD50S2SS1FA(H)	AD35S2SS1FA(H) AD35S2SS1FA(H) AD35S2SS1FA(H) AD35S2SS1FA(H)	AD71S2SM9FA(H) AD71S2SM9FA(H)	AD50S2SM9FA(H) AD50S2SM9FA(H) AD50S2SM9FA(H)	AD35S2SM9FA(H) AD35S2SM9FA(H) AD35S2SM9FA(H) AD35S2SM9FA(H)
JOINT KIT FQG-2Y200A + ADAPTER	JOINT KIT FQG-3Y200A + ADAPTER	JOINT KIT FQG-4Y200A + ADAPTER	JOINT KIT FQG-2Y200A + ADAPTER	JOINT KIT FQG-3Y200A + ADAPTER	JOINT KIT FQG-4Y200A + ADAPTER
AD71S2SS1FA(H) AD71S2SS1FA(H)	AD50S2SS1FA(H) AD50S2SS1FA(H) AD50S2SS1FA(H)	AD35S2SS1FA(H) AD35S2SS1FA(H) AD35S2SS1FA(H) AD35S2SS1FA(H)	AD71S2SM9FA(H) AD71S2SM9FA(H)	AD50S2SM9FA(H) AD50S2SM9FA(H) AD50S2SM9FA(H)	AD35S2SM9FA(H) AD35S2SM9FA(H) AD35S2SM9FA(H) AD35S2SM9FA(H)
JOINT KIT FQG-2Y200A + ADAPTER	JOINT KIT FQG-3Y200A + ADAPTER	JOINT KIT FQG-4Y200A + ADAPTER	JOINT KIT FQG-2Y200A + ADAPTER	JOINT KIT FQG-3Y200A + ADAPTER	JOINT KIT FQG-4Y200A + ADAPTER
AD71S2SS1FA(H) AD71S2SS1FA(H)	AD50S2SS1FA(H) AD50S2SS1FA(H) AD50S2SS1FA(H)	AD35S2SS1FA(H) AD35S2SS1FA(H) AD35S2SS1FA(H) AD35S2SS1FA(H)	AD71S2SM9FA(H) AD71S2SM9FA(H)	AD50S2SM9FA(H) AD50S2SM9FA(H) AD50S2SM9FA(H)	AD35S2SM9FA(H) AD35S2SM9FA(H) AD35S2SM9FA(H) AD35S2SM9FA(H)
JOINT KIT FQG-2Y200A + ADAPTER	JOINT KIT FQG-3Y200A + ADAPTER	JOINT KIT FQG-4Y200A + ADAPTER	JOINT KIT FQG-2Y200A + ADAPTER	JOINT KIT FQG-3Y200A + ADAPTER	JOINT KIT FQG-4Y200A + ADAPTER

CENTRAL CONTROLLERS		BMS
		
HC-SA164DBT	YCZ-A004	HCM-06

BRANCH PIPES

OUTDOOR UNITS		1:2		1:3		1:4		
10,5 kW								
			LIQUID	GAS	LIQUID	GAS	LIQUID	GAS
SINGLE PHASE	1U105S2SS2FA		JOINT KIT FQG-2Y100A + ADAPTER 		JOINT KIT FQG-3Y200A + ADAPTER 		JOINT KIT FQG-4Y200A + ADAPTER 	
12,5 kW								
			LIQUID	GAS	LIQUID	GAS	LIQUID	GAS
SINGLE PHASE	1U125S2SN2FA		JOINT KIT FQG-2Y200A + ADAPTER 		JOINT KIT FQG-3Y200A + ADAPTER 		JOINT KIT FQG-4Y200A + ADAPTER 	
THREE PHASE	1U125S2SN2FB							
14,0 kW								
			LIQUID	GAS	LIQUID	GAS	LIQUID	GAS
SINGLE PHASE	1U140S2SN1FA	1U140S2SP2FA	JOINT KIT FQG-2Y200A + ADAPTER 		JOINT KIT FQG-3Y200A + ADAPTER 		JOINT KIT FQG-4Y200A + ADAPTER 	
THREE PHASE	1U140S2SN1FB	1U140S2SP2FB						
16,0 kW								
			LIQUID	GAS	LIQUID	GAS	LIQUID	GAS
THREE PHASE	1U160S2SP1FB		JOINT KIT FQG-2Y200A + ADAPTER 		JOINT KIT FQG-3Y200A + ADAPTER 		JOINT KIT FQG-4Y200A + ADAPTER 